

Add Soomo Learning to Your D2L Course

Last Modified on 06/11/2026 4:06 pm CDT

Online Services does not have access to your **Soomo** account. For integration issues or questions, please contact your Soomo representative, **Maclin Sweeney**, at maclin.sweeney@soomolearning.com (). For technical support, please contact lms@soomolearning.com ().

This article assumes that your course has already been built in **Soomo**. It is *highly recommended* that you read all steps before performing them.

Soomo is an online, interactive textbook. The eBooks include embedded elements like multiple-choice questions, response boards, polls, videos, quizzes, and more.

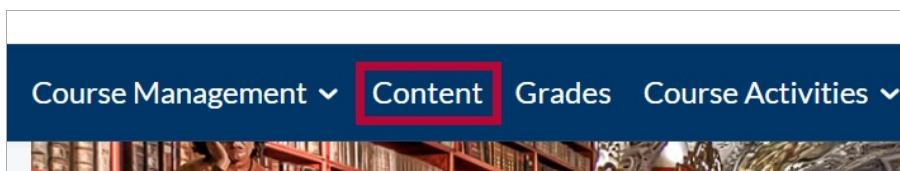
Request Course Integration Access

1. Send an email to VTAC@lonestar.edu ().
2. Include a list of the courses, complete with section numbers and terms, in which you want to use **Soomo**.

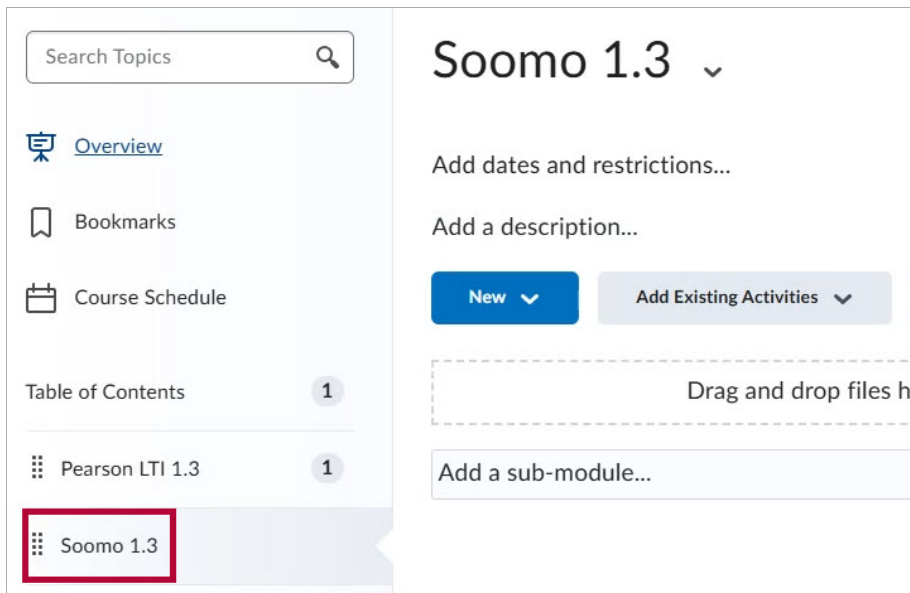
Adding Soomo Learning Assignments to a D2L Course

To add your **Soomo** content to your D2L course, follow the steps below.

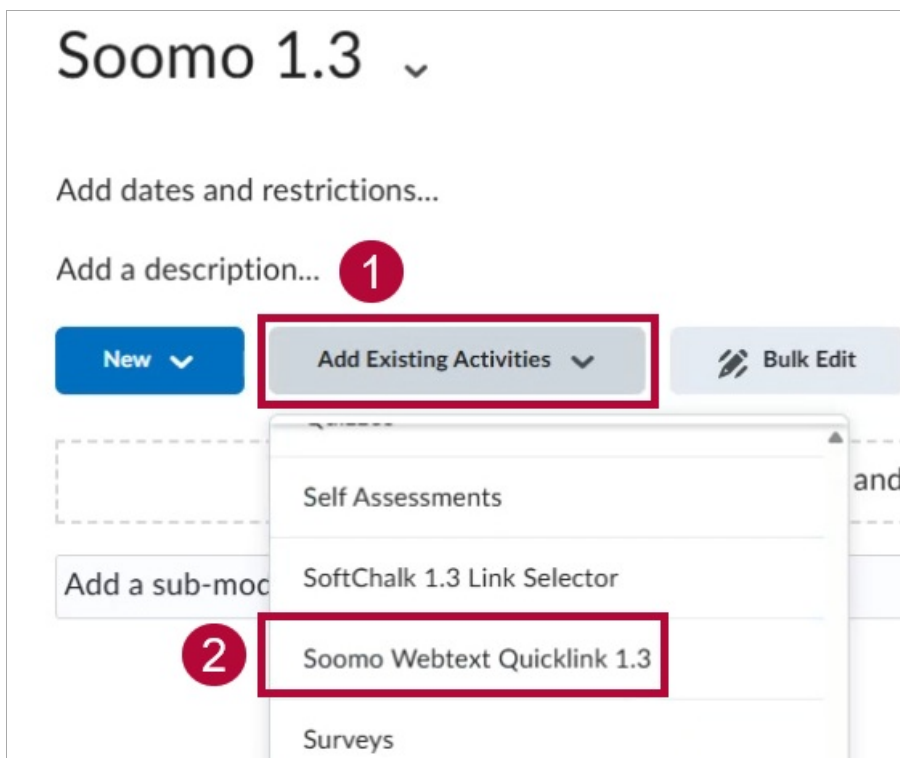
1. From the **Navbar**, select **[Content]**.



2. Select or create the module where you want to insert your **Soomo** content. You can name the module **Soomo 1.3**.



3. From the module, select **[Add Existing Activities]** followed by **[Soomo Webtext Quicklink 1.3]**.



4. From the **Add Activity** window, select the **[Webtext]** for your course, then click it again to confirm. In this example, we will select *Federal Government - Gilbert*.

Add Activity

First, connect a Soomo webtext to your course.

Confirm the product you've chosen. We'll get it setup, and then you'll be able to add links to your course.

GOVT 2305
Federal Government - Gilbert
Spring 2026

Click to confirm this webtext for my course

[See the whole list again.](#)

Click once to select and again to confirm

- The Soomo content links will now appear in your D2L module as shown below.

New Add Existing Activities Bulk Edit

Soomo Webtext Third-party Integration
This is a link to the Soomo webtext associated with this course.

Chapter 1: Reading Historical Documents Third-party Integration
This is a link into the Soomo webtext associated with this course.

Chapter 2: The Declaration of Independence Third-party Integration
This is a link into the Soomo webtext associated with this course.

- From your D2L course, navigate to **[Grades]**. You should see a grade item for each Soomo assignment at the end of your gradebook. You may move or categorize them if needed.

NOTE: If you are using a weighted gradebook, you may change the **weight** amount if needed. The default weight value is **10**.

<input type="checkbox"/>	Chapter 1: Reading Historical Documents	Numeric	-	100	10
<input type="checkbox"/>	Chapter 2: The Declaration of Independence	Numeric	-	100	10

Additional Support Information

- [Soomo Support \(https://www.soomolearning.com/support\)](https://www.soomolearning.com/support)

- [Instructor Help Center \(https://instructorhelp.soomolearning.com/en/\)](https://instructorhelp.soomolearning.com/en/)
- [Student Help Center \(https://help.soomolearning.com/en/\)](https://help.soomolearning.com/en/)