

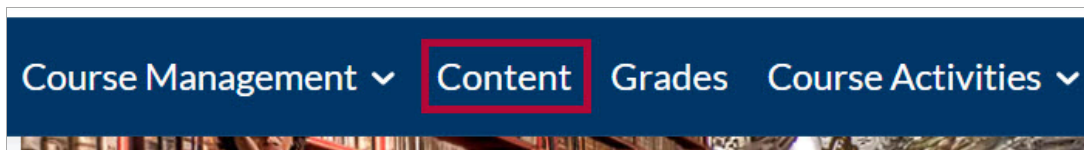
Lumi Pro - Generate Discussions

Last Modified on 06/23/2026 11:23 am CDT

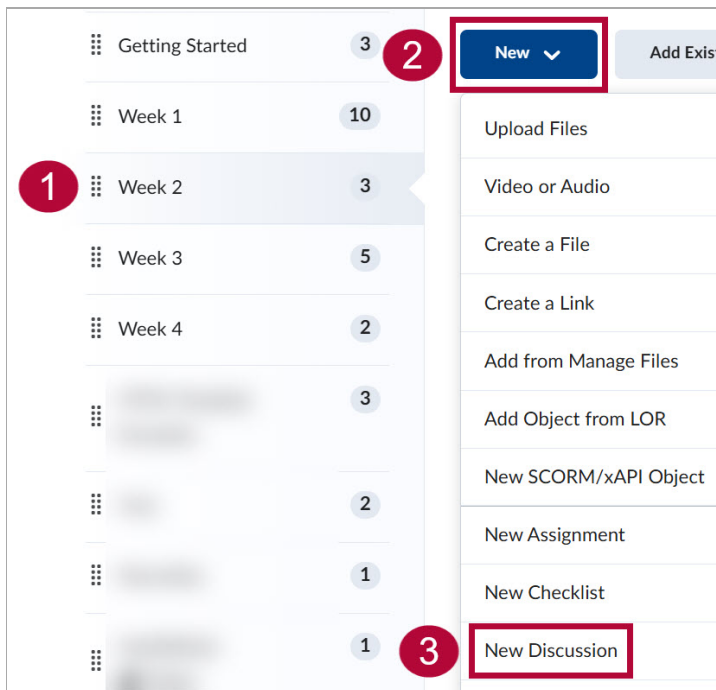
Use **Lumi Pro** to generate engaging discussion ideas. This AI tool allows you to generate discussion topics based on your existing course content. Such as course activity topics from existing Quizzes, Assignments, and even other Discussions. As well as course content files, such as HTML files, .docx, .pptx, .txt, and more. Streamlining the process of creating discussion topics independently and saving time in the process. After generating discussion ideas with Lumi, you may edit them if needed.

Generate Discussion Ideas with Lumi Pro

1. Navigate to **[Content]**.



2. Select the **Content Module** where you would like to create the Discussion, then select **[New]**, followed by **[New Discussion]**.

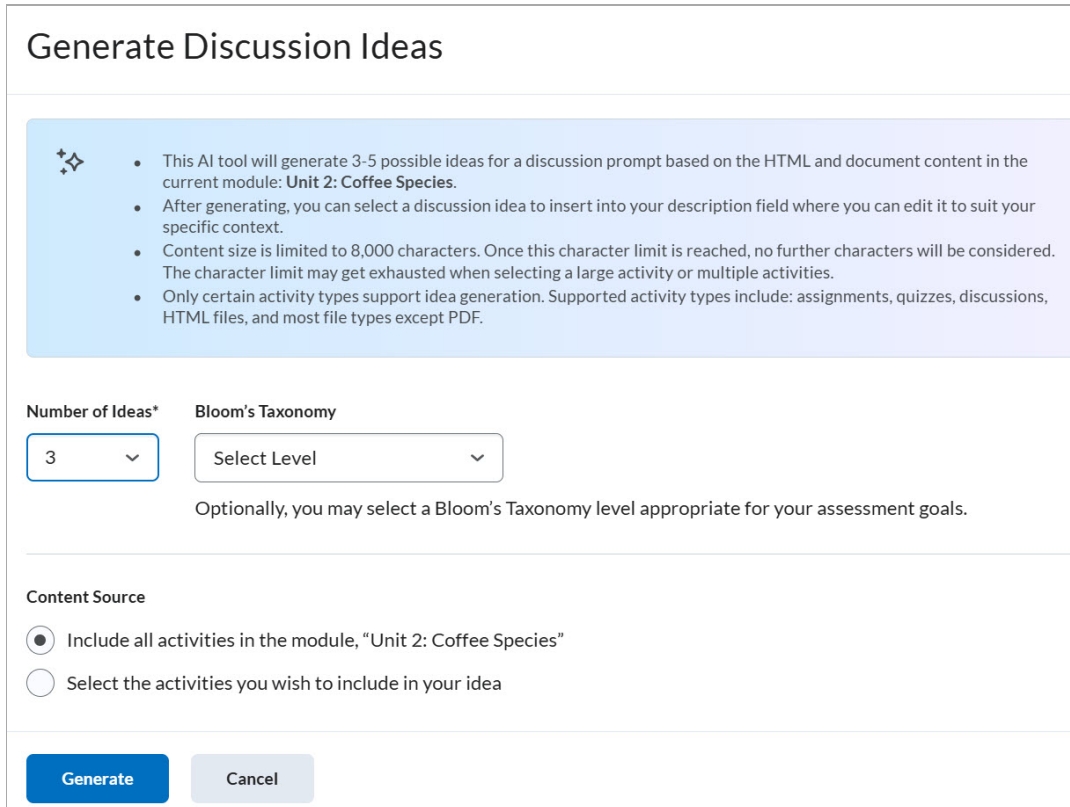


3. From the **New Topic** screen, select **[Generate Discussion Ideas]**.

NOTE: The Lumi **Generate Discussion Ideas** button will NOT appear if you select **New Topic** from the **Discussions** page (Collaboration > Discussions). You must go through Content as instructed above.

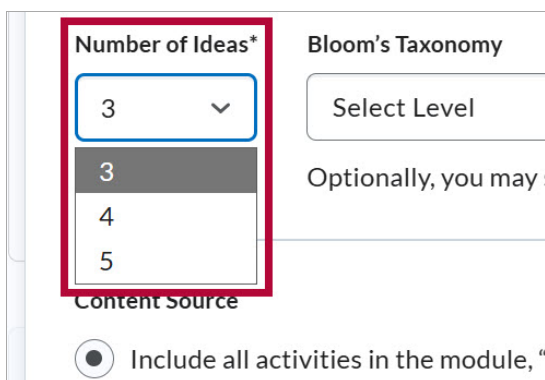


4. The **Generate Discussion Ideas** window will appear as seen below.

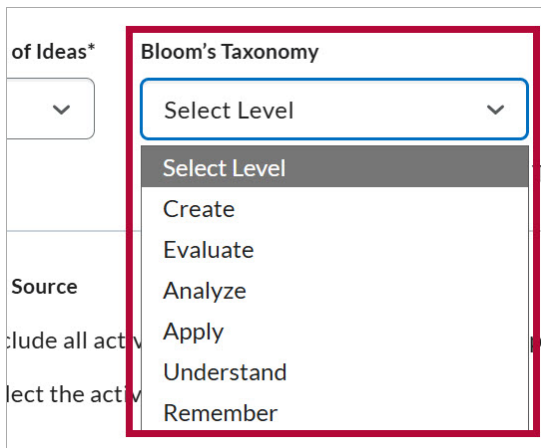


5. Select the number of discussion topics for Lumi to generate using the **[Number of Ideas]** drop-down. You may choose from 3 - 5.

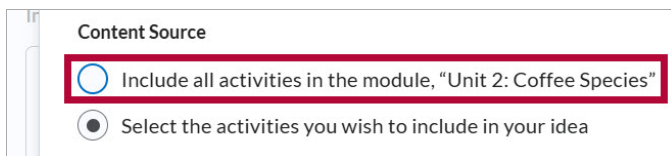
NOTE: You will only be allowed to select one discussion topic to keep.



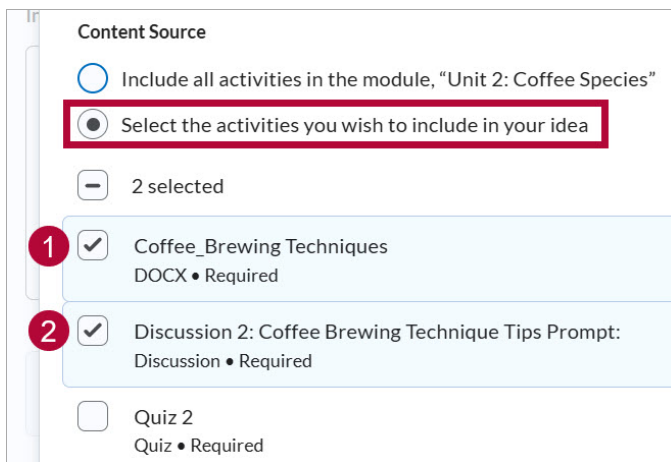
6. You may optionally select a bloom's taxonomy level using the **[Bloom's Taxonomy]** drop down.



7. Under **Content Source**, you will have two options.
- A. **Include all activities in the module, " *Module Name* "**



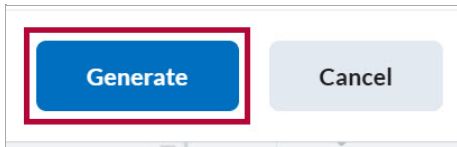
- B. **Select the activities you wish to include in your idea** : This option allows you to choose which activities are included for the idea generation. Click the checkbox next to any activity you wish to include.



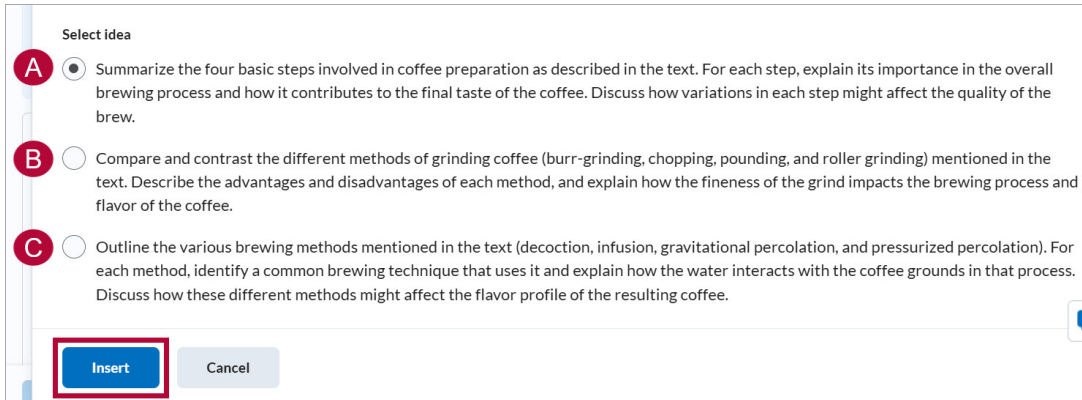
NOTE: Lumi generates discussion ideas based on content topics within the same content module. The following activity topics and file types are supported by Lumi.

- HTML Pages
- Assignment topics (source drawn from instructions field)
- Quiz topics (source drawn from description field)
- Discussion topics (source drawn from description field)
- File types including (.doc, .docx, .odt, .ppt, .pps, .pptx, .ppsx, .odp, .xls, .xlsx, .rtf, .txt)
- PDF files are **NOT** supported

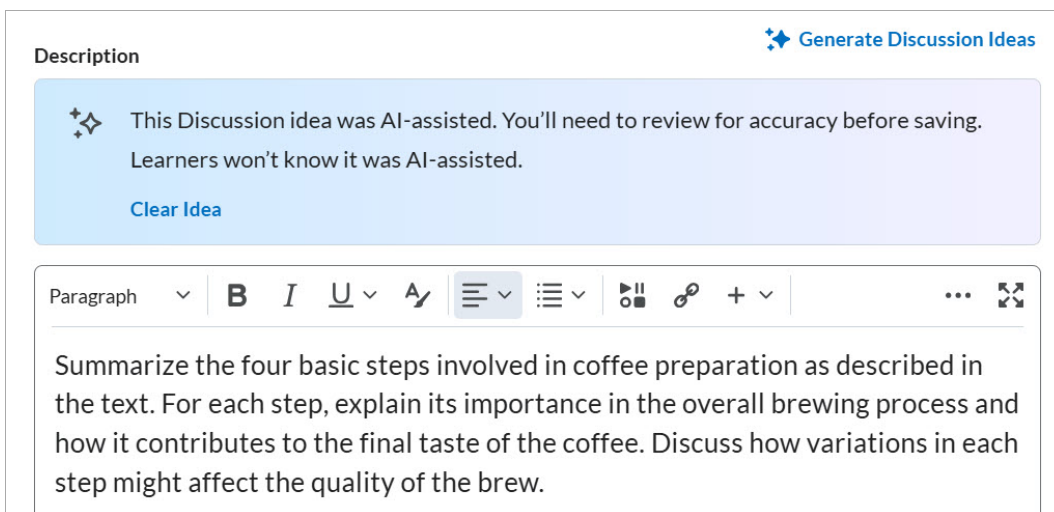
8. After making your choices, select **[Generate]**. Lumi may take a few seconds to generate assignment ideas.




9. From the **Suggested Ideas** window, choose one of the discussion ideas followed by **[Insert]**.



10. The discussion idea you chose will populate into the **Description** field for the discussion topic.



11. Enter or Select any other settings you wish to make to your discussion, then select **[Save and Close]** when finished.



Please refer to the [Create Discussion Forums and Topics](https://vtac.lonestar.edu/help/a057) (<https://vtac.lonestar.edu/help/a057>) article for instructions on creating assignment

