

# Lumi Pro - Generate Quiz Questions

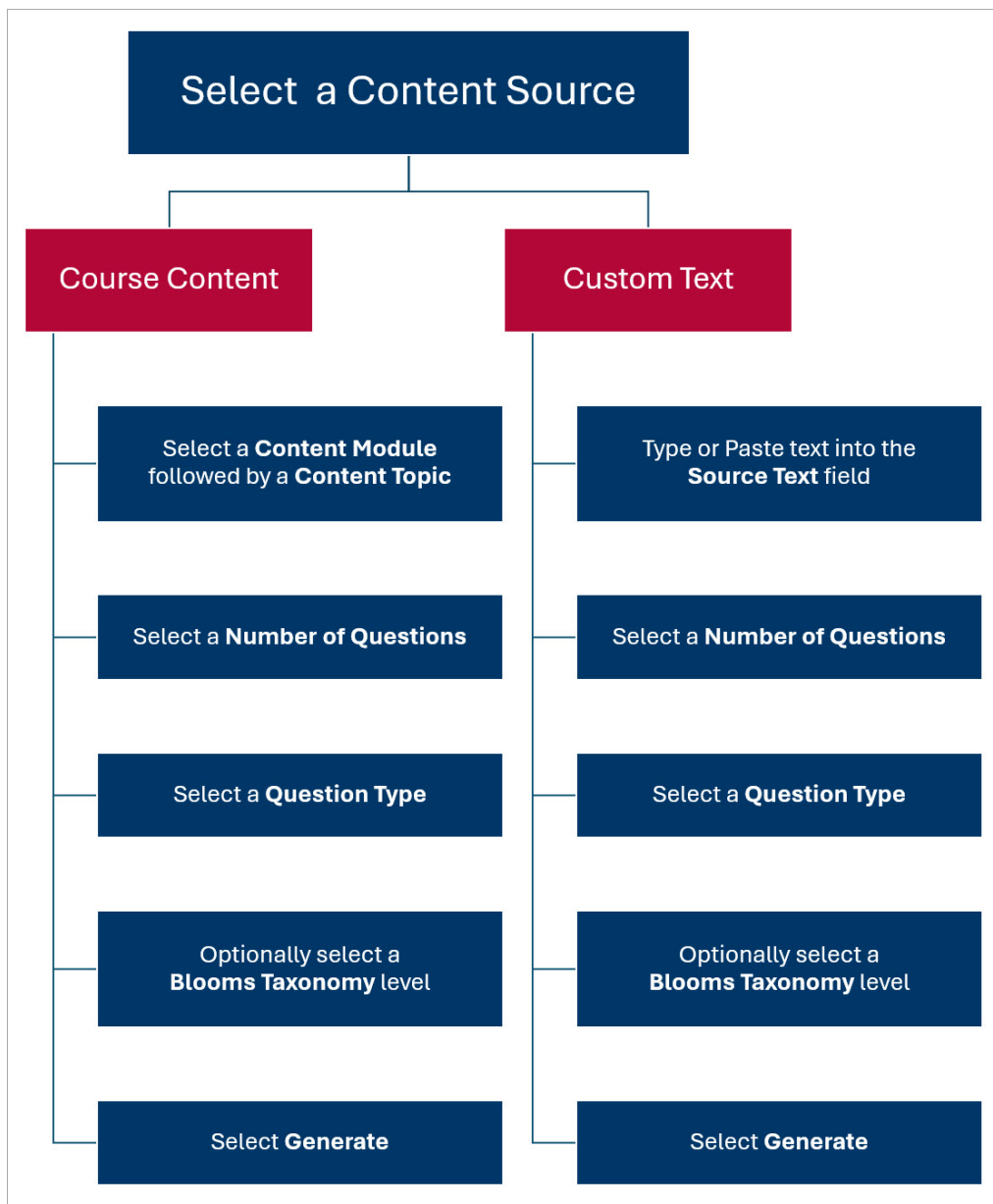
Last Modified on 06/23/2026 11:24 am CDT

Use **Lumi Pro** to generate quiz questions directly in the **Question Library**. This AI tool allows you to generate questions based on your own course content files, such as HTML files, .docx, .pptx, .txt, and more. Or custom prompts, such as copied text from a lesson or a short description of the topic. After generating questions, you can make any necessary edits, organize them into sections, and add them to quizzes as needed.

Show Video Walkthrough

## Quiz Question Generation Flow

This flow chart illustrates the steps for generating quiz questions in Lumi Pro. It shows the two available starting points: 1) **Using existing course content** or 2) **Entering custom text**— and the sequence of options you will select, including the number of questions, question type, and optionally Bloom's Taxonomy level, before generating your quiz questions.



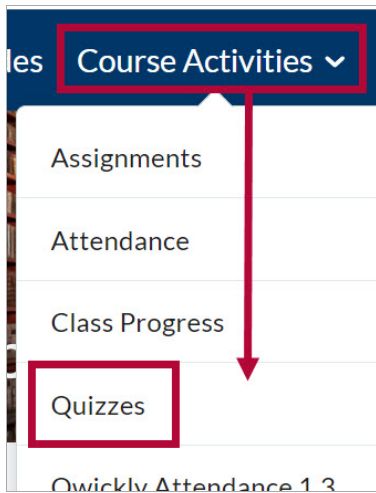
## Generate and Review Quiz Questions with Lumi

D2L Lumi Pro offers the ability to quickly and efficiently generate quiz questions based on your course content. Quiz questions must be generated in the course **Question Library**. After the questions are reviewed and saved, they can then be added to your quizzes.

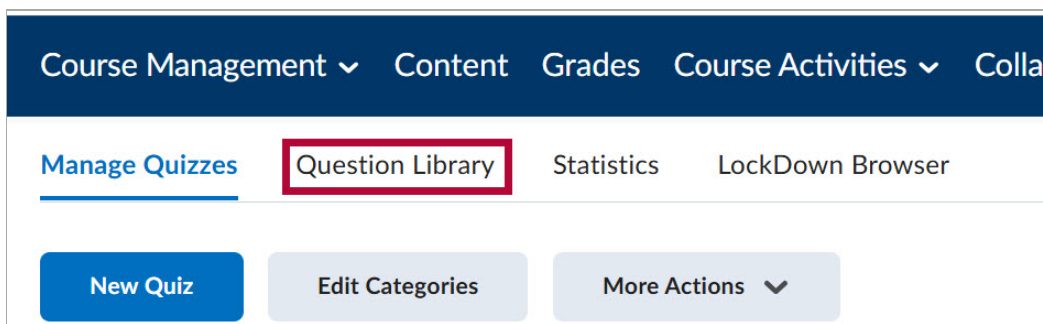
### Generate Questions with Lumi

Follow the process below to begin creating quiz questions in the Question Library using Lumi.

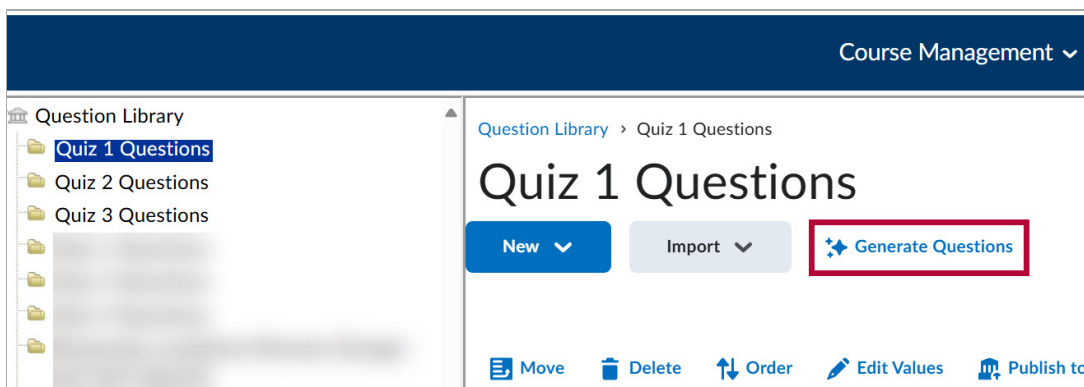
1. From the course **Navbar**, select **[Course Activities]** followed by **[Quizzes]**.



2. Select the **[Question Library]** tab.




3. From the left navigation menu, select the section where you would like to create your questions if needed, then select **[Generate Questions]**.



The **Generate Questions** window will open as seen below.

## Generate Questions ✕

 This AI tool can help you write questions based on course content or custom text

- Multiple Choice, True or False, Written Response, Short Answer, and Multi-Select question types are supported
- When generating multiple questions, results may vary based on the amount of source material

**Content Source\***

Course Content ▼

Select from available pages. Generating questions will not alter your page content. Questions will be based on the first 8,000 characters in the selected page; consider using the custom source text option for any remaining characters over the limit.

[Select Content](#)

**Number of Questions\*** **Question Type\***

3 ▼

Multiple Choice ▼

---

**Bloom's Taxonomy**

Select Level ▼

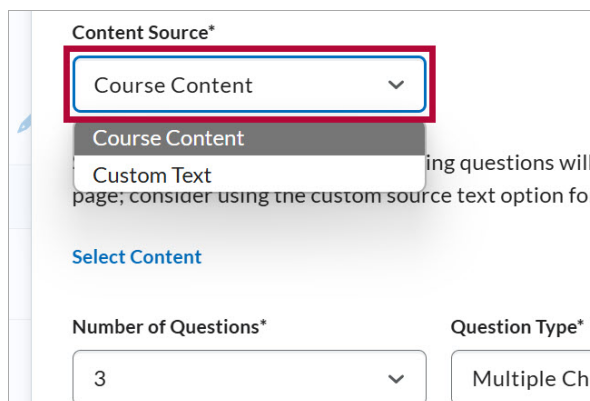
Optionally, you may select a Bloom's Taxonomy level appropriate for your assessment goals.

Generate

Cancel

4. From the **Content Source** dropdown menu, select between two options:

- A. **Course Content**: Allows you to generate questions from content topics located in the **Content** area of your course.
- i. From the **Content Source** drop down, select **[Course Content]**.



**Content Source\***

Course Content ▼

Course Content

Custom Text

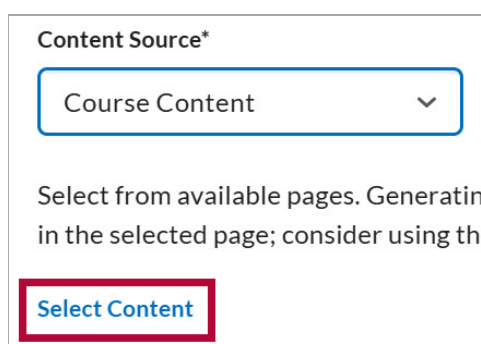
**Select Content**

**Number of Questions\*** **Question Type\***

3 ▼

Multiple Ch ▼

ii. Click **[Select Content]**.



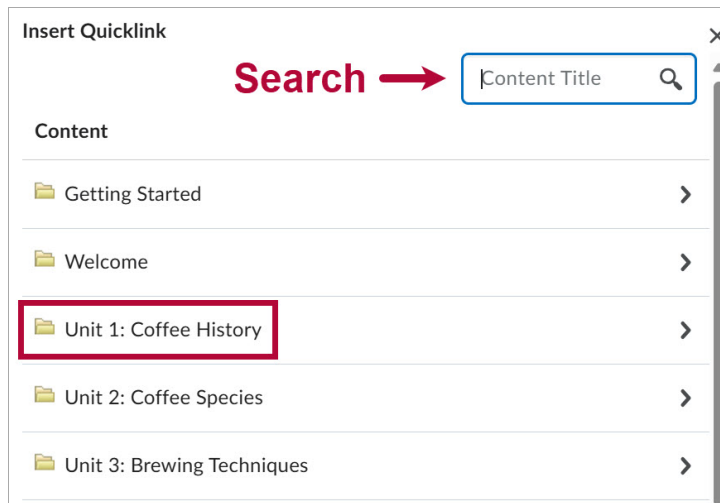
**Content Source\***

Course Content ▼

Select from available pages. Generating questions will not alter your page content. Questions will be based on the first 8,000 characters in the selected page; consider using the custom source text option for any remaining characters over the limit.

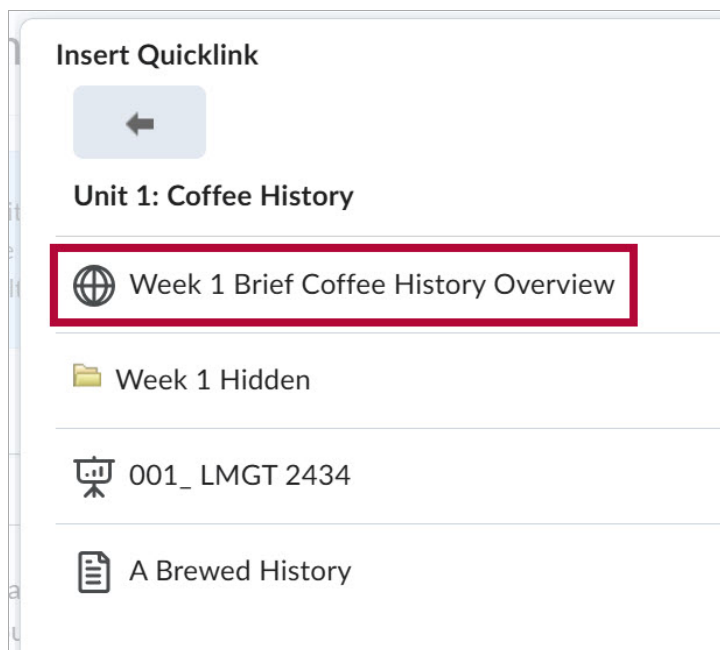
Select Content

- iii. Select a **Content Module**. In the example below, we will select *Unit 1: Coffee History*.



- iv. Select a **Content Topic**. In the example below, we will select *Week 1 Brief Coffee History Overview*

**NOTE:** You may only select one content topic at a time. Lumi can generate questions from the following file types: HTML Pages, .doc, .docx, .odt, .ppt, .pps, .pptx, .ppsx, .odp, .xls, .xlsx, .rtf, .txt



B. **Custom Text:** Allows you to generate questions from text entered into the **Source Text** field.

- i. From the Content Source drop down, select **[Custom Text]**.

Content Source\*

Custom Text

Course Content

Custom Text

Source Text \*

This screenshot shows a dropdown menu for 'Content Source\*'. The 'Custom Text' option is selected and highlighted with a red and blue border. Below it, 'Course Content' and another 'Custom Text' option are visible. Below the dropdown is a 'Source Text \*' field.

ii. **Type** or **Paste** text into the Source Text field.

Content Source\*

Custom Text

Characters Remaining: 4,260

Source Text \*

powers established vast plantations in their tropical colonies. The quest for maximum yield trumped concerns for sustainability. Sun-grown coffee became the norm, with large swathes of rainforest cleared to make way for densely planted rows of coffee trees. This shift towards sun cultivation offered several advantages. Sunlight exposure increased yields, and mechanized harvesting became more efficient. However, the ecological consequences were severe. Deforestation led to soil erosion, biodiversity loss, and disrupted water cycles.

This screenshot shows the 'Source Text \*' field filled with a paragraph of text. The field is highlighted with a red and blue border. Above it, the 'Content Source\*' dropdown is set to 'Custom Text' and the 'Characters Remaining' is 4,260.

5. Select the number of questions desired using the **[Number of Questions]** drop-down. Choose between 1 - 10 question.

Number of Questions\*

3

1

2

3

4

5

6

7

8

9

10

This screenshot shows a dropdown menu for 'Number of Questions\*'. The number '3' is selected and highlighted with a red and blue border. The menu is open, showing options from 1 to 10. The number '3' is also highlighted in the list.

6. Select the question type desired using the **[Question Type]** drop-down. Choose between: Multiple Choice, True or False, Written Response, Short Answer, and Multi-Select.

Question Type\*

Multiple Choice

Multiple Choice

True or False

Written Response

Short Answer

Multi-Select

Taxonomy level appropriate for your asses

This screenshot shows a dropdown menu for 'Question Type\*'. The 'Multiple Choice' option is selected and highlighted with a red border. The dropdown list includes 'Multiple Choice', 'True or False', 'Written Response', 'Short Answer', and 'Multi-Select'. Below the dropdown, there is a label 'Taxonomy level appropriate for your asses'.

7. You may optionally select a Bloom's Taxonomy level using the **[Bloom's Taxonomy]** drop down.

**NOTE:** The taxonomy levels available vary according to the selected question type.

Bloom's Taxonomy

Select Level

Select Level

Create

Evaluate

Analyze

Apply

Understand

Remember

Tax

This screenshot shows a dropdown menu for 'Bloom's Taxonomy'. The 'Select Level' option is selected and highlighted with a red border. The dropdown list includes 'Select Level', 'Create', 'Evaluate', 'Analyze', 'Apply', 'Understand', and 'Remember'. To the right of the dropdown, there is a label 'Tax'.

8. After selecting your choices, select **[Generate]**.

Generate

Cancel

This screenshot shows two buttons: a blue 'Generate' button and a light gray 'Cancel' button. The 'Generate' button is highlighted with a red border.

## Review Questions Generated with Lumi

Lumi generated questions must be reviewed and approved before you are able to save and use them.


1. Select **[Pending Review]** next to the first quiz question to open the Generated Questions window.

⚡ These questions are based on the source text in: **Week 1 Brief Coffee History Overview**

- You must review each question for quality and accuracy before saving
- Click each question to review; you may keep, edit, or discard questions


[View Source Page](#)

---

1 Analyze the transformation of coffee cultivation practices. Which statement best describes the shift in agricultural methods and its consequences? ⚡ Pending Review 

Multiple Choice

---

2 Examine the relationship between coffee preparation methods and flavor profiles. Which statement accurately differentiates between grinding techniques and their impact on taste? ⚡ Pending Review 

Multiple Choice

---

0 of 2 reviewed

2. You may edit the question text, answers, and question settings if needed. Then, choose between three options:

- A. **Keep and Next:** Keep the current question and review the next question.
- B. **Disregard and Next:** Delete the current question and review the next question.
- C. **Close This Question:** Return to the Generated Questions window.

Question Text \*

Analyze the transformation of coffee cultivation practices. Which statement best describes the shift in agricultural methods and its consequences?

Answers \*

- Early cultivation in Ethiopia focused on maximizing yield through sun exposure, leading to increased biodiversity. ×
- Yemeni farmers developed techniques for transplanting wild coffee seedlings while maintaining the natural shade canopy. ×
- European colonization introduced shade-grown coffee, resulting in improved soil health and bean quality. ×
- The shift to sun-grown coffee on colonial plantations increased yields but caused severe ecological consequences. ×

[Add Answer](#)

Randomize answer order

Default Points \*

1

✦ Rate question quality: 👍 👎

**A** **B** **C**

**Keep and Next** **Discard and Next** **Close This Question**

3. When reviewing the last question, choose between three options:

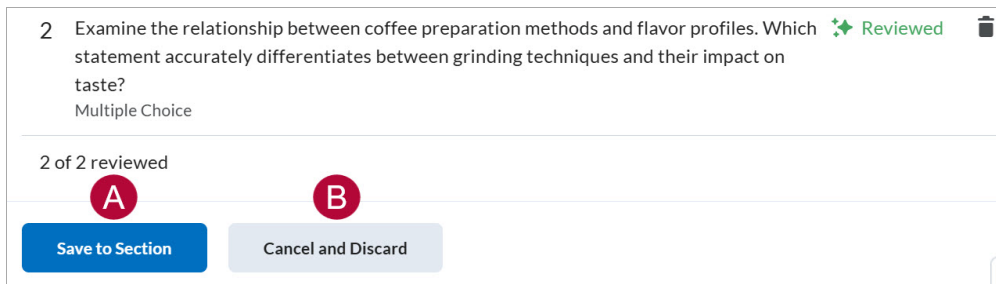
- A. **Keep and Finish:** Keep the current quiz question and return to the Generated Questions window.
- B. **Discard and Finish:** Delete the current quiz question and return to the Generated Questions window.
- C. **Close This Question:** Return to the Generated Questions window.

**A** **B** **C**

**Keep and Finish** **Discard and Finish** **Close This Question**

4. In the Generated Questions window, choose between two options:

- A. **Save to Section:** Save the questions in a Question Library section.
- B. **Cancel and Discard:** Discards all the current questions.

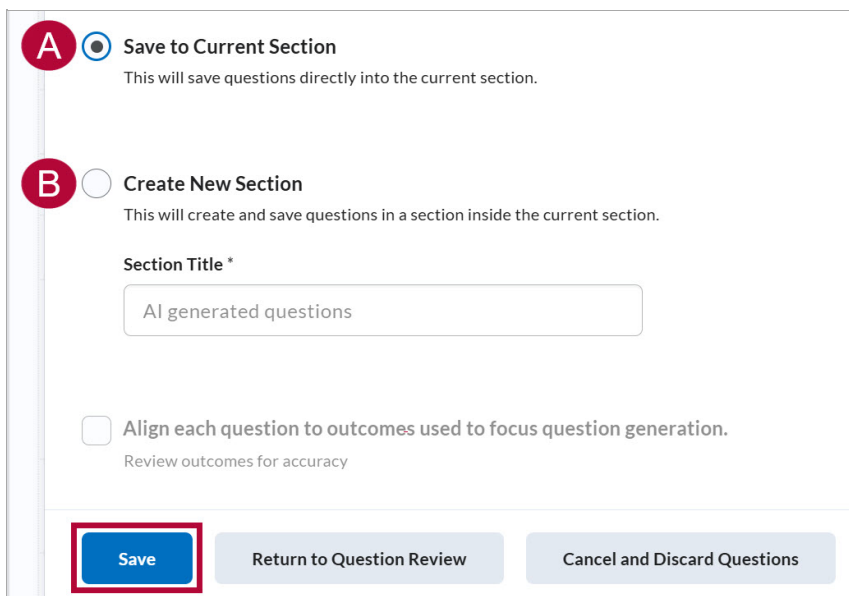


5. From the Save Generated Questions window, choose between two options:

- A. **Save to Current Section:** Saves questions to the current Question Library section.
- B. **Create New Section:** Creates and saves questions to a new within the current Question Library section.

**NOTE:** You may optionally align your questions to learning outcomes to improve the relevance of auto generated questions with the course's learning objectives.

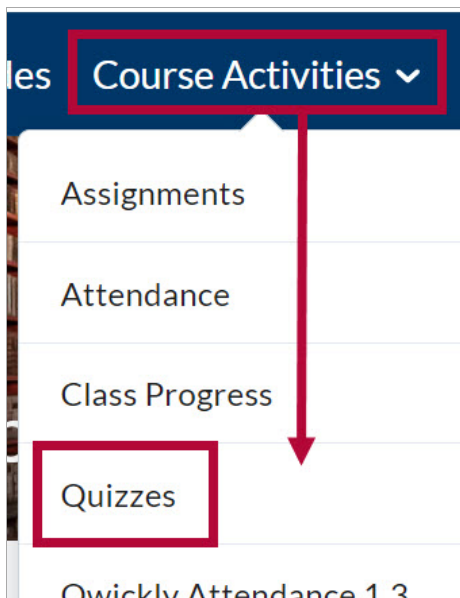
When finished, select **[Save]**.



## Adding Questions from Question Library to a Quiz

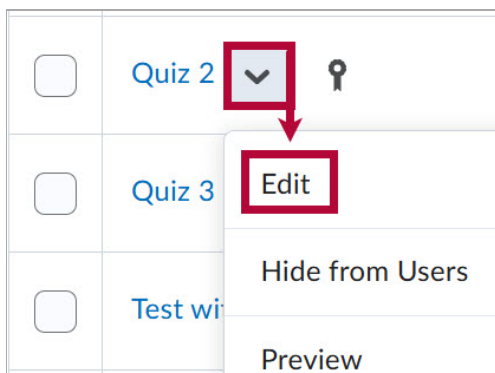
After generating questions with Lumi, follow the process below to add them to a quiz.

1. From the **NavBar**, select **[Course Activities]** followed by **[Quizzes]**.

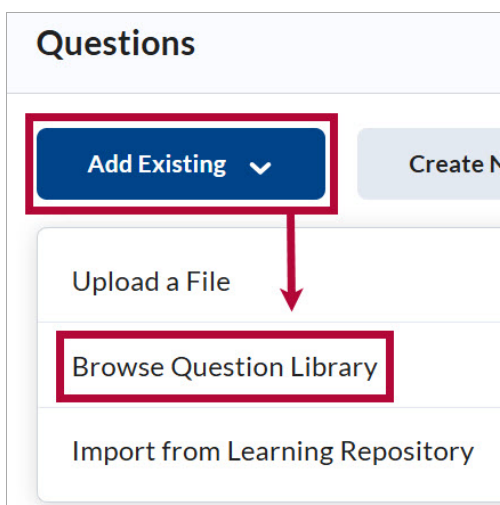


2. Click the **down arrow** next to the quiz where you would like to add the questions and select **[Edit]**.

**NOTE:** You can also create a new quiz by selecting the **[New Quiz]** button.



3. From the Edit screen, select **[Add Existing]** followed by **[Browse Question Library]**.



4. From the **Browse Question Library** window, locate the section where you saved your Lumi generated questions and click the checkbox next to the questions you want to import into the quiz, then select **[Import]**.

**NOTE:** Checking the checkbox next to the section will automatically select all the

questions contained in the section.

1

Lumi (Understand)

- Which of the following best describes the transformation of coffee cultivation? **AI Generated** • Also in: Lumi Quiz (Understand), Lumi Quiz Only
- Identify the primary reason why people love coffee, according to the text. **AI Generated** • Also in: Lumi Quiz (Understand), Lumi Quiz Only
- Which of the following statements best summarizes the recommended coffee cultivation method? **AI Generated** • Also in: Lumi Quiz (Understand), Lumi Quiz Only
- Describe the main difference between early coffee cultivation and modern coffee cultivation. **AI Generated** • Also in: Lumi Quiz (Understand), Short Answer
- Identify two advantages of sun-grown coffee cultivation. **AI Generated** • Also in: Lumi Quiz (Understand), Short Answer

2

Import Cancel

5. The questions you selected will appear under **Questions**.

**NOTE:** Questions generated by Lumi can be easily identified by the AI stars icon and the words **AI Generated**. Students however will NOT know if questions were generated with the help of AI.

Select All Add Move To More Actions

Lumi (Understand)  
Section

<input type="checkbox"/>	1	Which of the following best describes the transformation of coffee cultivation? <b>AI Generated</b> • Also in Question Library, Lumi Quiz (Un...	1 point
<input type="checkbox"/>	2	Identify the primary reason why people love coffee, according to the text. <b>AI Generated</b> • Also in Question Library, Lumi Quiz (Un...	1 point
<input type="checkbox"/>	3	Which of the following statements best summarizes the recommended coffee cultivation method? <b>AI Generated</b> • Also in Question Library, Lumi Quiz (Un...	1 point

Please refer to the [Create a Question Pool](https://vtac.lonestar.edu/help/create-question-pool) (https://vtac.lonestar.edu/help/create-question-pool) article for instructions on creating question pools.

6. When you are finished setting up your quiz, remember to select **[Save and Close]**.

Save and Close Save Cancel