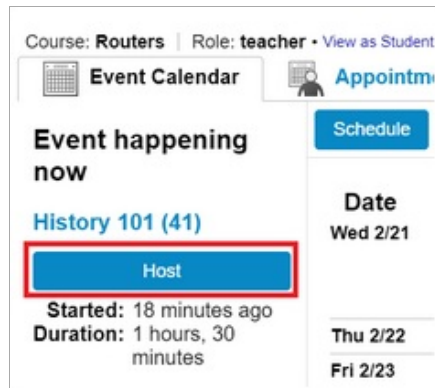


# Authorizing CirQLive MEETS with Webex on D2L

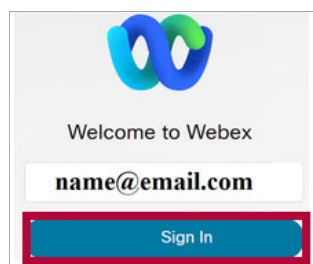
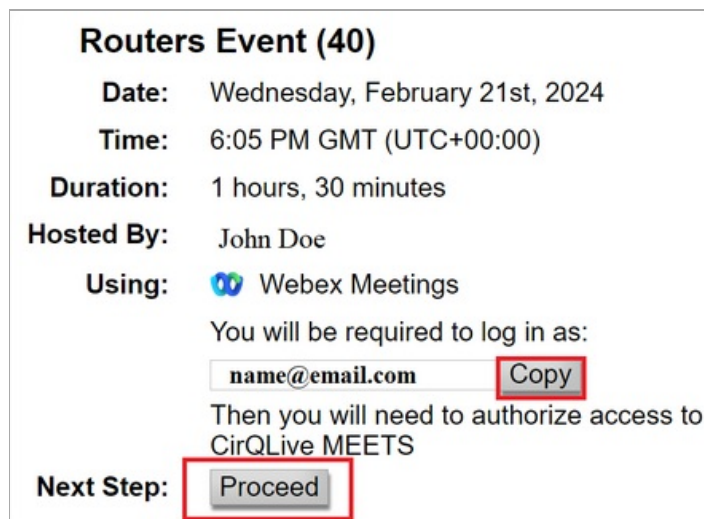
Last Modified on 05/30/2024 10:56 am CDT

The following update will take place starting **June 1, 2024** :

1. **When hosting a Webex session for the first time within a 3 month window** , a window will open notifying the instructor that they need to authorize **CirQLive MEETS** with their Webex account.



2. Be sure that it lists your **LSC Email Address** here, then click **[Proceed]** → **[Sign-in]**.



3. Click **[Accept]** on the following window to authorize CirQLive MEETS to integrate with your Webex account.

**NOTE:** This authentication remains valid for **3 months** from the session launch. If the instructor initiates another session within this 3-month period, the authentication period will be extended for an additional 3 months.



CirQlive MEETS  
is requesting the following:

- Retrieve your Webex meeting lists and details
- Read your company directory

Accept

Only ask when requesting new permissions.