

Insert Practice Questions Using Creator+

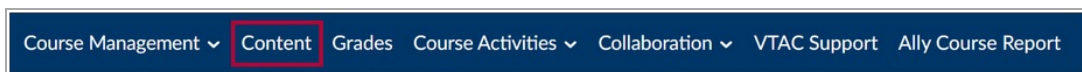
Last Modified on 11/07/2024 4:45 pm CST

D2L Creator+ Insert Practice offers the ability to embed interactive practice questions in your HTML course content files. **Insert Practice** questions cannot be synced to the gradebook. They are meant to allow students to check their level of comprehension in preparation for graded assessments. After answering a practice question, students can choose to check their answers to verify if they are correct. Additionally, faculty have the option of providing auto-generated feedback for both correct and incorrect responses. After students check their answers, feedback will also be immediately provided along with the correct answers.

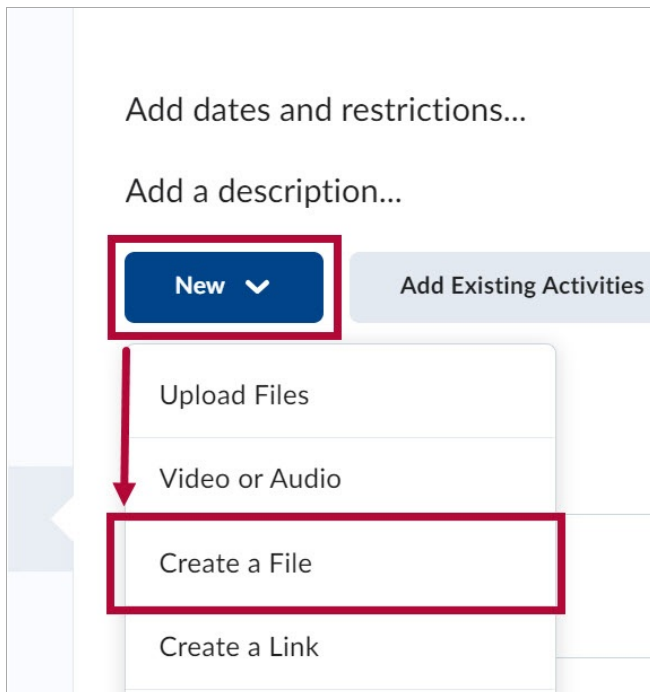
Show Video Walkthrough

Adding a Practice Question

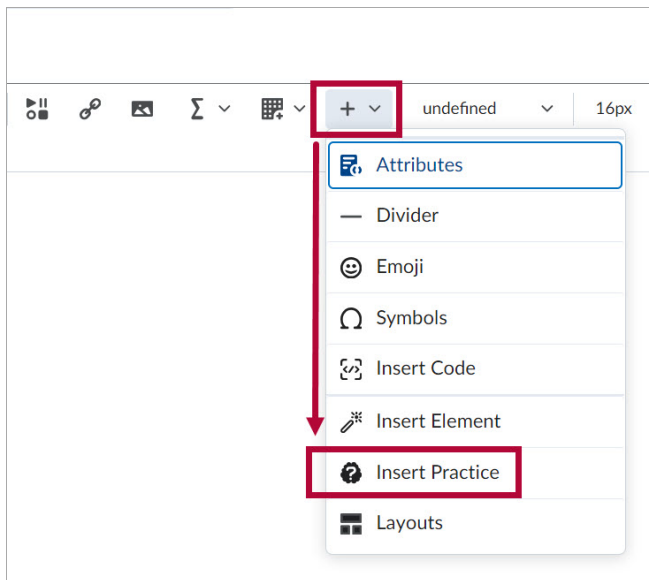
1. From the **Navbar**, select **[Content]**.



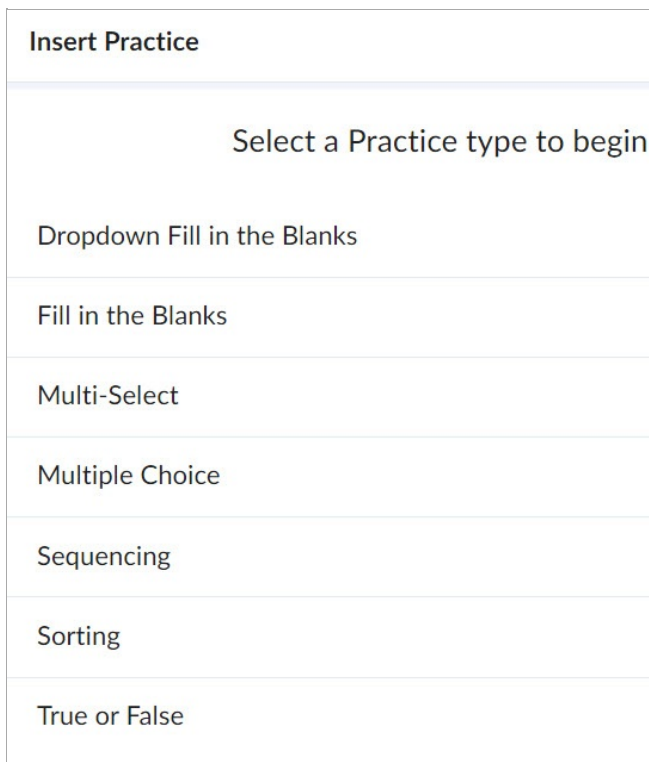
2. From any content module, click **[New]** and select **[Create a File]**.



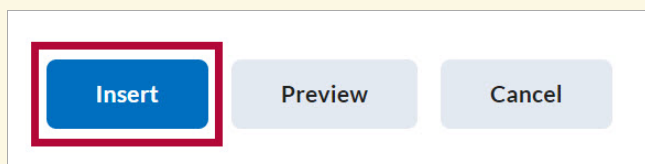
3. From the **WYSIWYG/HTML Editor toolbar**, select the **[+]** (Other Insert Options) followed by **[Insert Practice]**.



4. Select the desired practice question you want to insert from the **Insert Practice** menu.



NOTE: The process of creating insert practice questions is similar to the process of creating normal quiz questions. Once you have finished creating a practice question, you must select the blue **[Insert]** button which will appear at the bottom of the **Insert Practice** window. Remember to **[Save and Close]** the HTML file itself as well.



Insert Practice Question Types

There are seven practice question types to choose from. Details about each practice question type can be found below.

Dropdown Fill in the Blanks

Dropdown Fill in the Blanks questions are fill in the blank questions which include dropdowns for each blank. If your question contains more than one blank. Instructors may choose between one of the following options to decide how the question will be scored: **[All or Nothing]**, **[Correct Inputs]**, or **[Right Minus Wrong Inputs]**.

Test Your Knowledge | Practice Question 1

Fill in each blank with the most appropriate word.

and are the only two states in the U.S. which produce coffee.

Fill in the Blanks

Fill in the Blanks questions ask students to type fixed responses into corresponding blanks within sentences or paragraphs. If your question contains more than one blank. Instructors may choose between one of the following options to decide how the question will be scored: **[All or Nothing]**, **[Correct Inputs]**, or **[Right Minus Wrong Inputs]**.

Test Your Knowledge | Practice Question 2

Fill in each blank with the most appropriate word.

Coffee was the first food to be

Multi-Select

Multi-Select questions ask students to identify two or more correct answers from a list of possible answers. Instructors can add optional images to the question and answer choices for this question type. Instructors may choose between one of the following options to decide how the question will be scored: **[All or Nothing]**, **[Correct Inputs]**, or **[Right Minus Wrong Inputs]**.

Test Your Knowledge | Practice Question 3

What are some of the factors that can affect the taste of coffee?

Select all that apply.

- The brewing method
- The roast level (light, medium, dark)
- The price of the coffee beans
- The freshness of the beans

[Check Answers](#)

Multiple Choice

Multiple Choice questions ask students to identify one correct answer from a list of possible answers. Instructors can add optional images to the question and answer choices for this question type.

Test Your Knowledge | Practice Question 4

What does the word "Espresso" mean?

Select the best option.

- Forced out
- Intense
- To go
- Speed it up

[Check Answers](#)


Sequencing

Sequencing questions ask students to organize multiple items into the correct order or

sequence. Instructors can add optional images to the sequence steps and items for this question type.

Test Your Knowledge | Practice Question 5

Correctly organize the steps to make coffee in order.

Sequencing Instructions ▶ 

Step 1 ▼	☰ Brew
Step 2 ▼	☰ Grind
Step 3 ▼	☰ Measure
Step 4 ▼	☰ Prep Water


[Check Answers](#)

Sorting

Sorting questions ask students to click and drag items into the correct category. Instructors can add optional images to the categories and items for this question type.

Test Your Knowledge | Practice Question 6

Sort the following coffee drinks into two categories: "Espresso-based drinks" and "Brewed coffee drinks".

Sorting Instructions ▶ 

Categories

Espresso-based drinks ▼	Brewed coffee drinks ▼
+	+

Sortable Items

☰ Drip coffee	☰ Latte	☰ Americano	☰ Cold brew	☰ French press	☰ Cappuccino
---------------	---------	-------------	-------------	----------------	--------------

[Check Answers](#)

True or False

True or False questions ask students to decide if the statement presented to them is true or false.

Test Your Knowledge | Practice Question 7

Coffee is a fruit.

Select "True" if each part of the statement is true.

True

False

[Check Answers](#)

AI Generated Questions Using D2L-Lumi

Some **Insert Practice** question types offer an AI feature which generates questions based on your page content. Allowing you to save time in lieu of creating your own practice questions. The question types that include this feature are indicated with **star icons** as seen below. They include: **[Dropdown Fill in the Blanks]**, **[Fill in the Blanks]**, **[Multi-Select]**, **[Multiple Choice]**, and **[True or False]**.

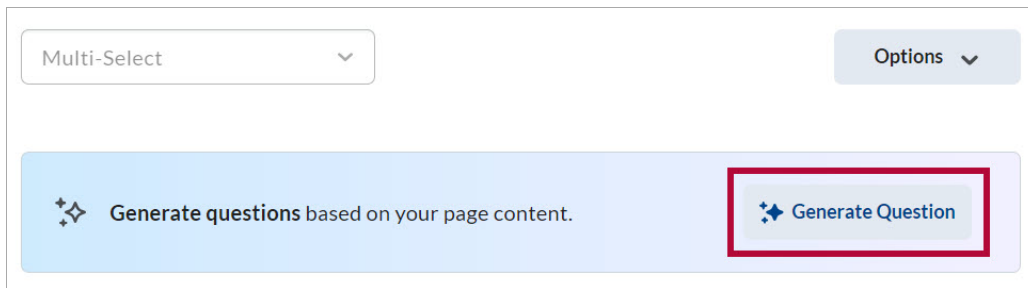
Insert Practice

Select a Practice type to begin building.

Dropdown Fill in the Blanks	✦✦
Fill in the Blanks	✦✦
Multi-Select	✦✦
Multiple Choice	✦✦
Sequencing	
Sorting	
True or False	✦✦

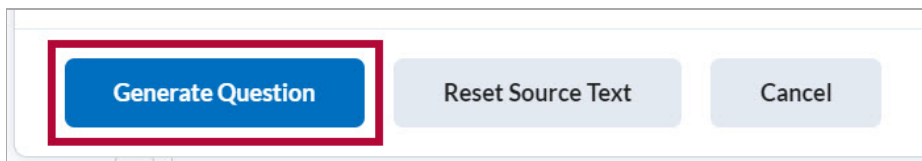
To create a practice question with generative AI, select one of these question types and do the following:

1. Select **[Generate Question]**.

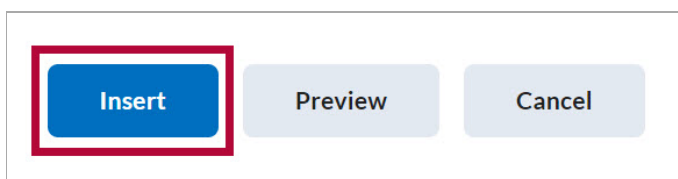


2. The text from your content file will automatically populate into the **Source Text** field. Moreover, generative AI will create a question based on the text in the Source Text field. Select **[Generate Question]** at the bottom of the window to generate a question with AI. You may also edit the text in Source Text field if needed.

NOTE: Source text must be in English and be between 150 - 8,000 characters. **D2L-Lumi** is *NOT* currently available for Creator+ **Tabs**, **Carousels**, and **Hotspots**.

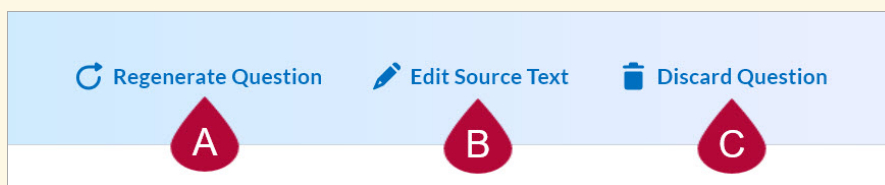


3. A question will appear in the question field, complete with answer choices. You may edit the question if needed. When finished, select **[Insert]** at the bottom of the window.



NOTE: You can also:

- A. Generate a different question by selecting **[Regenerate Question]**.
- B. Reopen the source text field by selecting **[Edit Source Text]**.
- C. Discard the question by selecting **[Discard Question]**.

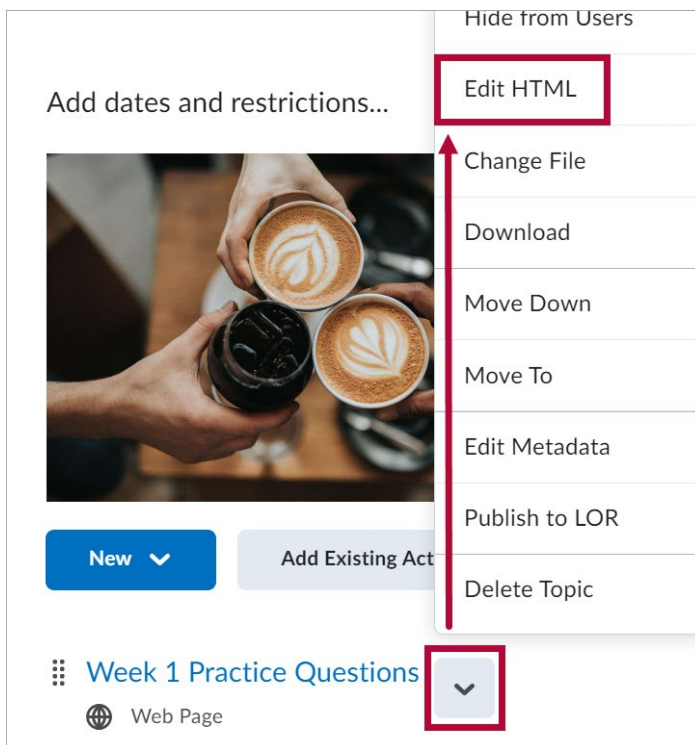


ALERT: When first arriving in the **Generate Question** window, the **[Reset Source Text]** button will function as a *delete text* button if clicked. However, upon generating a question and clicking **[Edit Source Text]**, the **[Reset Source Text]** button will *then* work correctly.

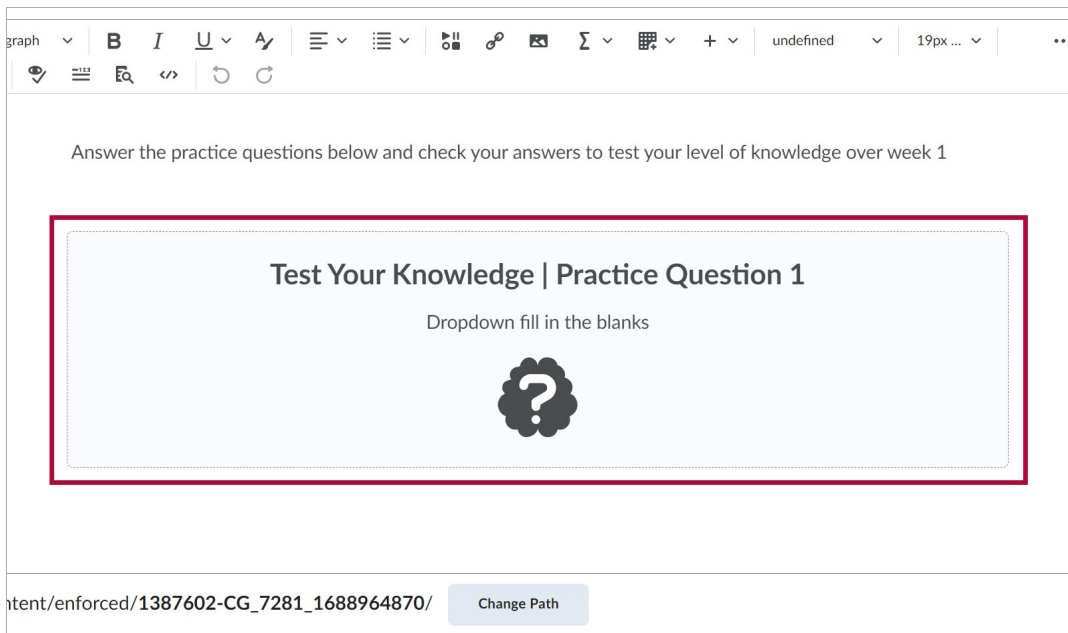
Additional Details

To move, edit, or delete a previously created **Insert Practice** question. You must open the HTML course file containing the insert practice question(s) in **Edit** mode.

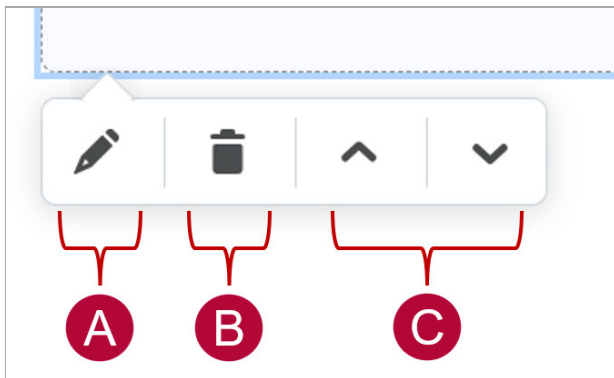
1. Locate the HTML course file from the **Content** area of your course and select **[Edit HTML]** from the context menu.



2. Locate the **Insert Practice** question place holder as seen in the example below.



3. Click the **Insert Practice** question place holder to generate the small option bar shown below.



- A. Opens the **Insert Practice** question in **Edit View**.
- B. Deletes the **Insert Practice** question.
- C. Moves the **Insert Practice** question above or below other content in the course file.