

YuJa for Mobile Devices

Last Modified on 04/07/2026 12:58 pm CDT


YuJa Mobile is available on both **iPhone** and **Android**. For information on using the mobile app, see the below guide from YuJa:

- [Downloading and Using the YuJa Video App \(https://support.yuja.com/hc/en-us/articles/21052504819863-Downloading-and-Using-the-Yuja-Video-App#h_01HNK671E5E58ENYQ8BDBVF63B\)](https://support.yuja.com/hc/en-us/articles/21052504819863-Downloading-and-Using-the-Yuja-Video-App#h_01HNK671E5E58ENYQ8BDBVF63B)

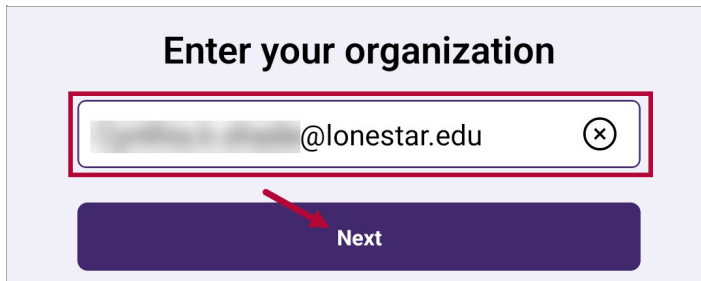
NOTE: In **YuJa Mobile**, you can record videos using the device camera, but **you cannot record using screen capture or edit your videos.**

Accessing YuJa Mobile

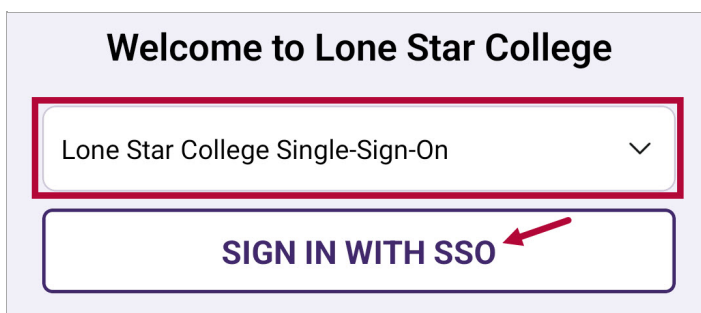
1. Download and open the **YuJa Mobile** app, launch the app and click the purple **[Sign-in]** button.



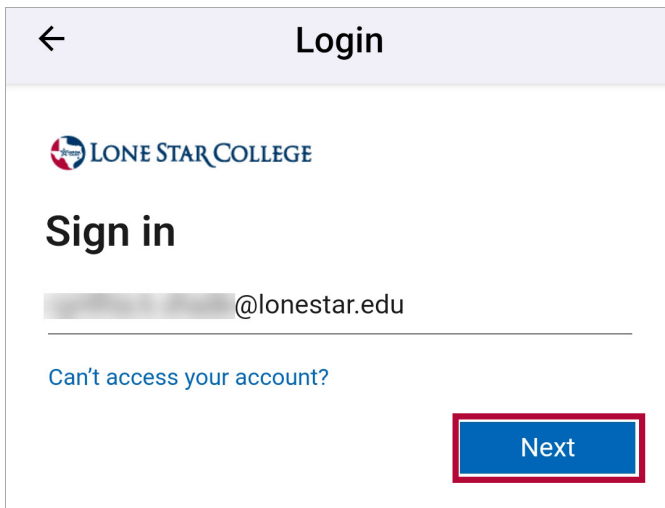
2. Enter your full **LSC Email address** here, then click **[Next]**.



3. Be sure to have **[Lone Star College Single-Sign-On]** selected, then click **[Sign in with SSO]**.



4. Login through the **Lone Star College Single Sign On** process.



5. You are now signed into YuJa Mobile!

