

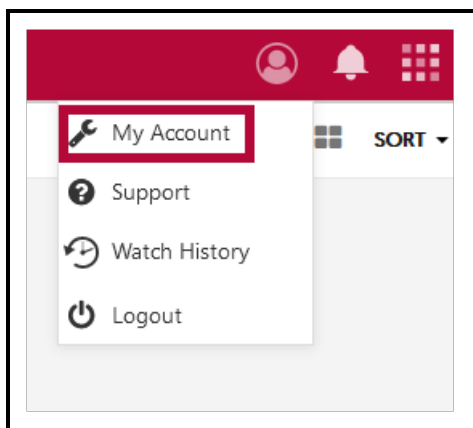

YuJa Software Capture for Desktop [Alternate Installer]

Last Modified on 09/06/2022 9:36 am CDT

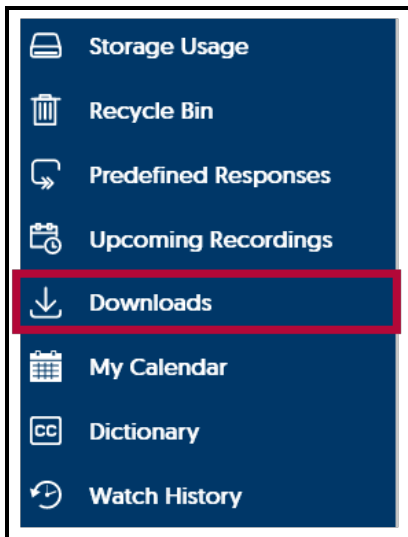
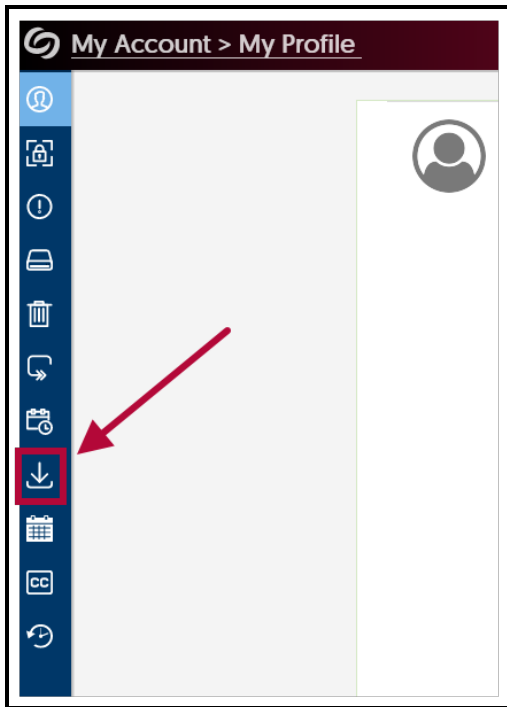
How to Install YuJa Software Capture Using the Alternate Installer

After installing **YuJa Software Capture**, if for some reason you are not able to launch YuJa, please refer to the following steps to download YuJa using the **[Alternate Installer]**.

1. From the YuJa homepage, Click on the **My Account** icon at the upper-right corner of the page.



2. Mouse over the blue vertical toolbar on the left, click on **[Download]**.



3. Select **[Alternate Installer]**. When the download is complete, be sure to open the file.



YuJa Support Resources:

Record with YuJa Browser Capture Studio (<https://vtac.lonestar.edu/help/record-with-yuja-browser-capture-studio>)

Getting Started with Create Recording (<https://support.yuja.com/hc/en-us/articles/360043257273--Getting-Started-with-Create-Recordings-and-Content-Owners>)

