

# Enroll in a Quality Matters Training Session

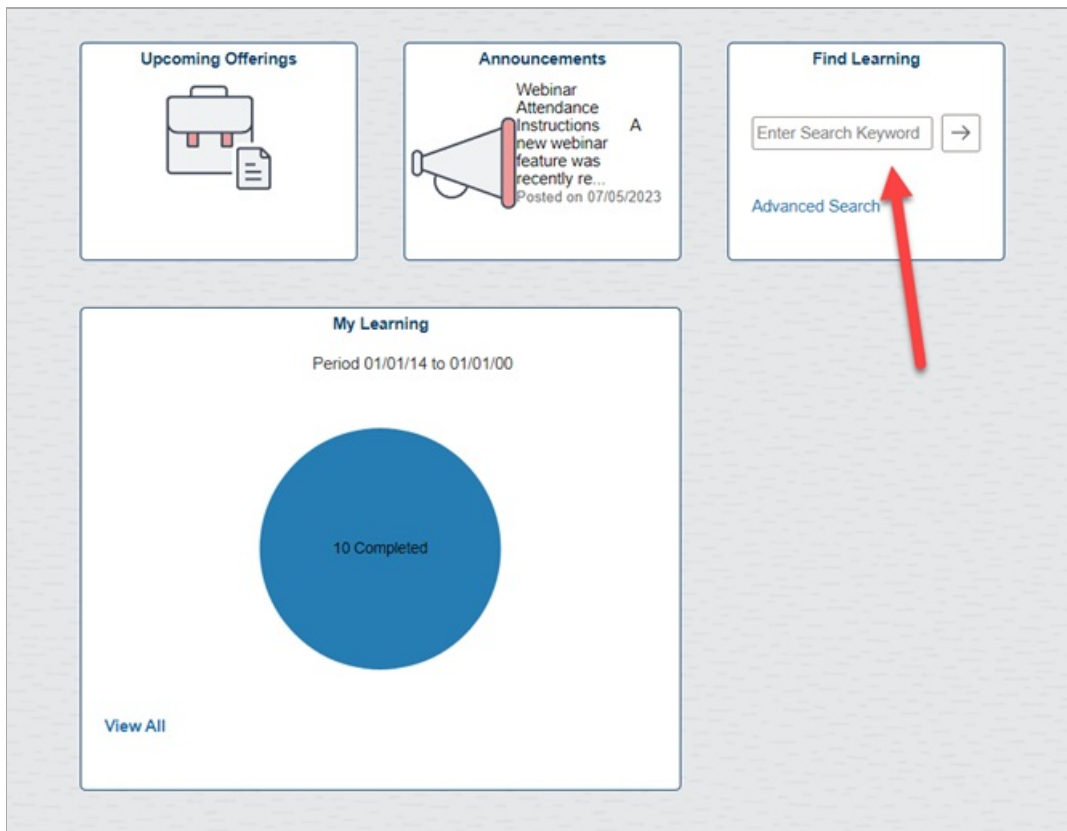
Last Modified on 09/26/2023 1:04 pm CDT

**Quality Matters** offers several professional development opportunities as webinars and/or workshops. Under the guidance of Quality Matters, the **Applying the Quality Matters Rubric (APPQMR)** workshop is being offered periodically within the system by Lone Star College facilitators, either in face-to-face, virtual, or online format. Participants must attend the full scheduled workshop time (approximately 8 hours) to earn their certificate of completion for the **APPQMR** workshop.

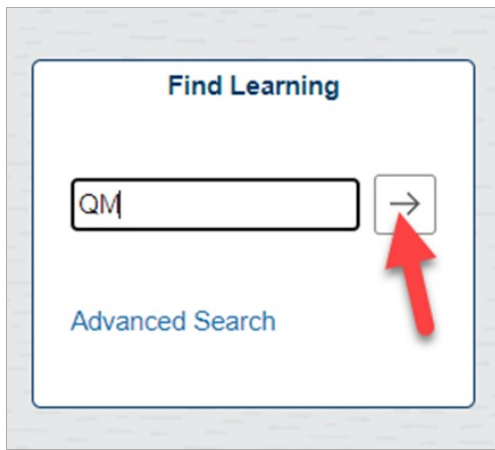
This page provides directions for enrolling in **APPQMR** and other **QM** sessions.

## How can I enroll in an APPQMR session offered by LSC?

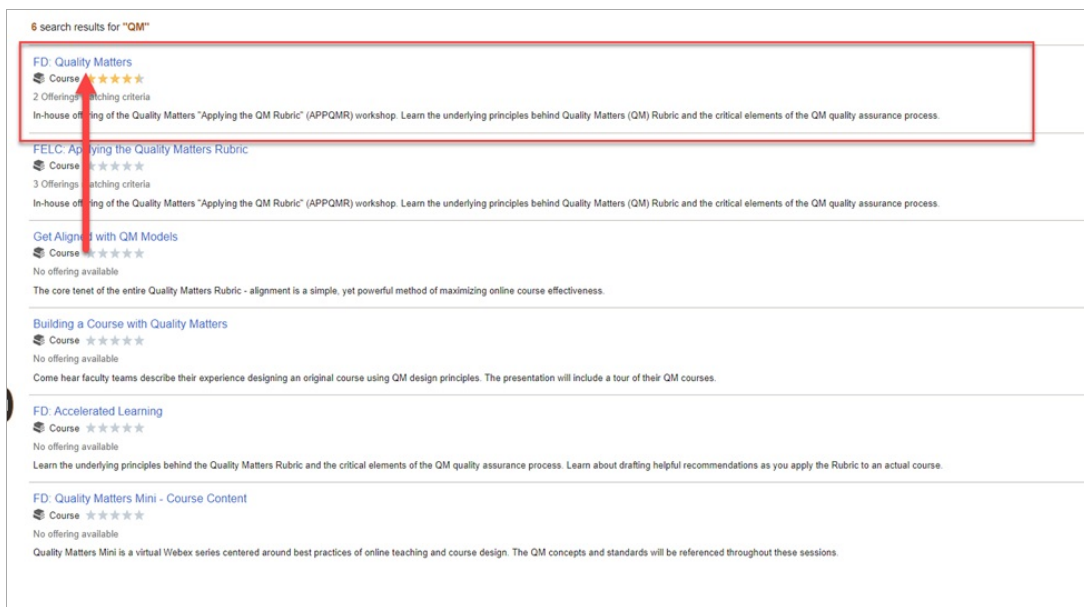
1. Login to your **myLoneStar** account.
2. Select the **[Employee]** tile.
3. Select the **[MyWorkshops]** tile.
4. Look for the **Find Learning** tile and in the **[Enter Search Keyword]** space, and type **“QM”** for **Quality Matters**.



5. Click the arrow **[→]** to search.



6. You will see several options appear. Select **[FD: Quality Matters]** from the list.



7. On the next screen, choose the offering that works best with your schedule and click **[Enroll]** to register for that workshop offering.

**NOTE:** The **APPQMR** workshop is an 8-hour workshop and is typically scheduled as a full-day or two half-day sessions.

**Course**

**FD: Quality Matters**



Course ★★★★★

[Add to Learning Plan](#)

---

**Course Description**

In-house offering of the Quality Matters "Applying the QM Rubric" (APPQMR) workshop. Learn the underlying...  
[View additional details](#) about the course such as objectives met and equivalents.





 

---

**Enrollment Options**

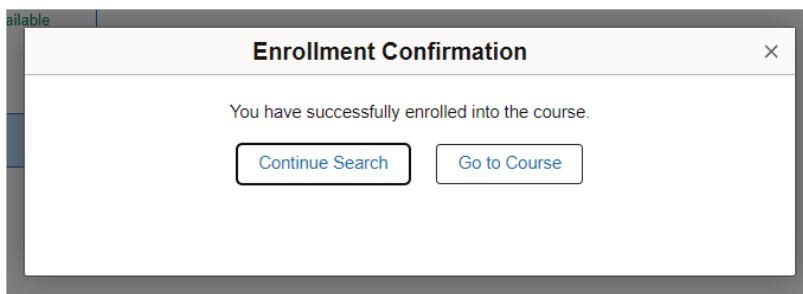
To complete this course, enroll in one of the following offerings:

▼ **Scheduled Offering**

<p><b>LSC_Online</b></p> <p> 09 Sep 2023, 9:00AM CDT</p> <p> LSC-University Park</p> <p>Enrollment closes on 05 Sep 2023</p> <p>Code LSC-3063-29</p> <p><b>Enroll</b></p>	<p><b>LSC_Online</b></p> <p> 19 Sep 2023, 5:00PM CDT</p> <p> Online</p> <p>Enrollment closes on 12 Sep 2023</p> <p>Code LSC-3063-30</p> <p><b>Enroll</b></p>
---	--

8. Once you are successfully enrolled, you will receive an **Enrollment Confirmation** from **myWorkshops**.

**NOTE: Enrollment in myWorkshops does not complete your enrollment in the APPQMR workshop.** All myWorkshops registrants for this course will be added to a roster through the Quality Matters website after registration close. QM maintains the official roster and records of completion for this workshop. After registration close, please check your email for either workshop cancellation due to low enrollment or vital information regarding workshop information and the Quality Matters (QM) Participant Confidentiality and Limited License Agreement.



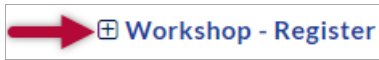
## How can I enroll in other Quality Matters Trainings?

Other than the [free webinars](https://www.qualitymatters.org/professional-development/free-webinars) (<https://www.qualitymatters.org/professional-development/free-webinars>), all Quality Matters Trainings have [associated fees](https://www.qualitymatters.org/qm-membership/faqs/professional-development-fees) (<https://www.qualitymatters.org/qm-membership/faqs/professional-development-fees>). If you are interested in a session that has a fee, please fill out the **Quality Matters Enrollment Request Form**, located on the [VTAC Support](https://vtac.ionestar.edu/help/vtac-support) (<https://vtac.ionestar.edu/help/vtac-support>) page; see the **NOTE** below for more information.

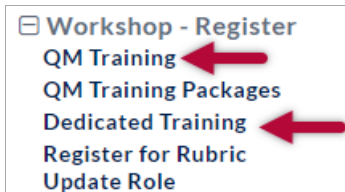
1. Log into [myQM](https://www.qmprogram.org/myqm/) (<https://www.qmprogram.org/myqm/>). If you do not have a myQM account, you will

need to create one. For step-by-step directions, see the [QM account creation guide](https://vtac.lonestar.edu/help/a133) (<https://vtac.lonestar.edu/help/a133>).

2. In the left menu, locate **Workshop-Register** and click the plus **[+]** symbol to view more options.

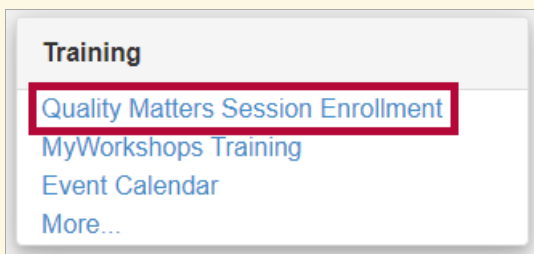


3. Click on **[QM Training]** to view all sessions being offered by Quality Matters, or **[Dedicated Training]** to view discounted sessions available with our membership.



4. Click the blue **[Register]** link of the session you want to attend.
5. Complete the registration steps for your selected session.

**NOTE:** If you are interested in a session that has a fee and must be paid by invoice, please fill out the **Quality Matters Enrollment Request Form**, located on the [VTAC Support](https://vtac.lonestar.edu/help/vtac-support) (<https://vtac.lonestar.edu/help/vtac-support>) page, under the Learning heading, in the Training box. Be prepared to provide a budget and budget authority contact when completing the form.



- Any **QM Training** can be paid by credit card at a individual's discretion.

**NOTE:** Lone Star College is invoiced for certain enrollments in Dedicated Trainings. If you accidentally enroll in a session or need to change your enrollment, please [cancel your registration](https://www.qualitymatters.org/qm-membership/faqs/course-workshop-cancellation-policy) (<https://www.qualitymatters.org/qm-membership/faqs/course-workshop-cancellation-policy>) as soon as possible.

For questions related to Quality Matters, please visit our [Quality Matters FAQ page](https://vtac.lonestar.edu/help/qm-faq) (<https://vtac.lonestar.edu/help/qm-faq>) or [contact Alex Suchon](#) (), Manager, Instructional Design for more information.