

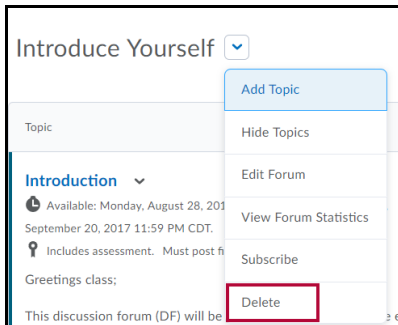
Delete Discussion Forums, Topics, Threads, and Posts

Last Modified on 05/28/2021 8:23 am CDT

Click **Collaboration** on the navbar and choose **Discussions**.

To Delete a Forum:

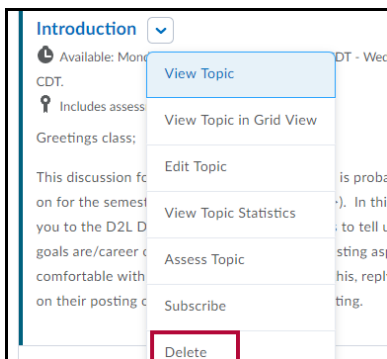
1. Click on the arrow next to the name of the forum you want to delete.
2. Choose **Delete**.



CAUTION! Deleting a Forum will delete all the topics within.

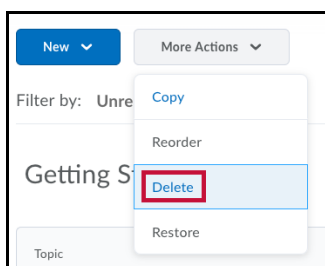
To Delete a Topic:

1. Click on the arrow next to the name of the topic you want to delete.
2. Choose **Delete**.



To Delete Multiple Forums or Topics at the Same Time

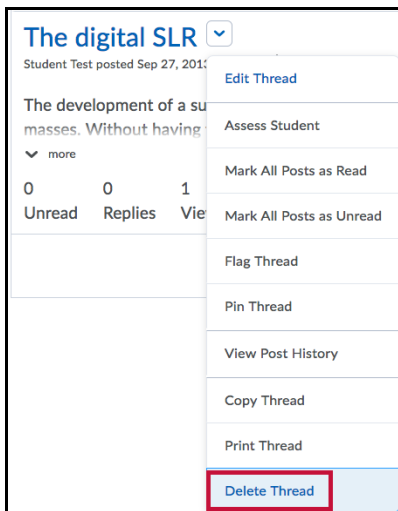
1. Click on **More Actions** and choose **Delete**.



2. Check the boxes next to the forums and/or topics you wish to delete, then click the **Delete** button.

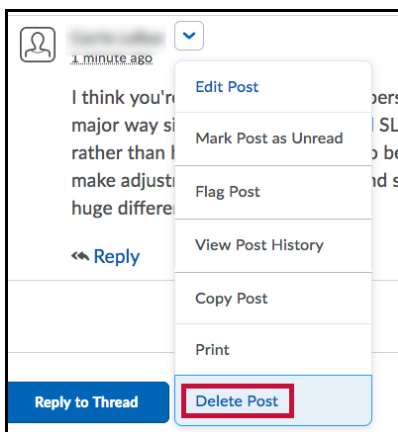
To Delete a Thread:

1. Click on the arrow next to the thread you want to delete.
2. Choose **Delete**.



To Delete a Post:

1. Click on the arrow next to post you want to delete.
2. Choose **Delete**.



See also [Restoring a Deleted Discussion Topic](https://vtac.lonestar.edu/help/a079)(<https://vtac.lonestar.edu/help/a079>)