

# View Class Progress

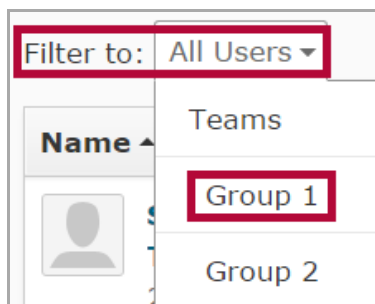
Last Modified on 04/25/2026 2:52 pm CDT

The **Class Progress** tool allows you to see statistics and details for the current students in a course. You can see student data for each course tool, such as discussions or quizzes, and for content, logins, and grades.

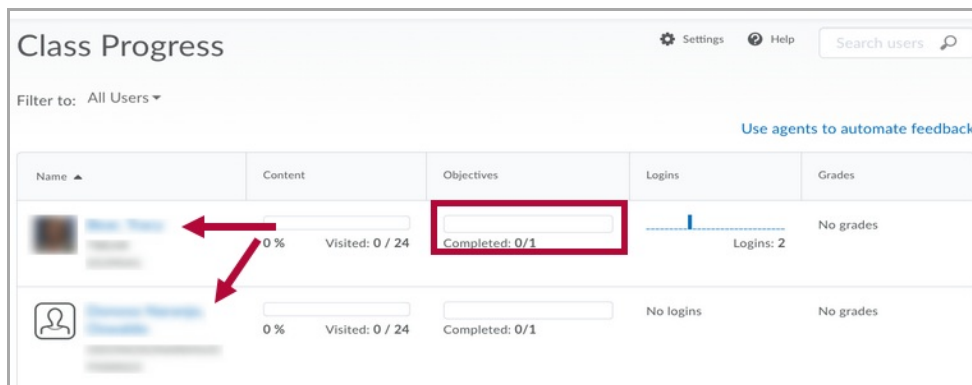
**NOTE:** **Logins** and **Course Access** data only represent the last 30 days, NOT the full term.

## Class Progress Page

1. To access Class Progress, click on **[Course Activities]** -> **[Class Progress]**.



2. To view progress by group or sections, use the **[Filter to:]** dropdown menu.
3. The first page is the **Class Progress** page.



4. Click a **[Progress Bar]** to view a student's progress on that course tool.
5. Alternatively, click on a **[student's name]** to see the student's **Progress Summary** page.

Class Progress > [User Profile]

**Progress Summary**

**Grades**  
Final grade not released

Grades Received: 3

**Objectives**  
Learning Objectives Passed

0 % (0/2) Completed: 0/2

In Progress: 0

Passed: 0

Needs Remediation: 0

**Content**

Topics Visited	Total Visits	Time Spent
0 / 138	0	0d 0h 0m 0s

0 % Completed: 0 / 114

6. The selected student's information is shown. Click a module along the left to see information for the topics the student has available and/or visited as well as other pertinent information.

Sandbox: Joseph

SandBox

Summary

Grades

Objectives

**Content** ←

Discussions

Assignments

Quizzes

Checklist

Surveys

Course Access

System Login History

System Access History

**Table of Contents**

**1**

0 % Completed: 0 / 0

▶ 0 Topics, 0 Modules Never visited

**Master module**

0 % Completed: 0 / 6

▼ Hide Details Never visited

🔗 **1st relay video** 0 visits 0d 0h 0m 0s → 🚫 Conditionally Released Never visited

🔗 **First video with audio** 0 visits 0d 0h 0m 0s Never visited

7. In this example, the **[1st relay video]** item has release conditions set (e.g. student was required to view a different video before this video was made available to them).

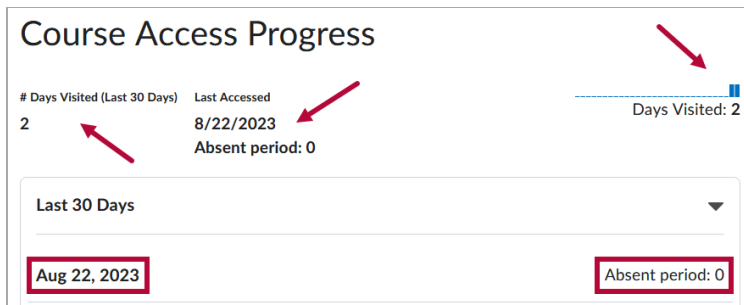
Discussions	<b>Master module</b> <span style="float: right;">•</span>
Assignments	0 % <span style="float: right;">Completed: 0 / 6</span>
Quizzes	▼ Hide Details <span style="float: right;">Never visited</span>
Checklist	
Surveys	
Course Access	
System Login History	
System Access History	
	<a href="#">1st relay video</a> <span style="color: red; font-weight: bold;">→</span> <span style="float: right;">🔒 Conditionally Released •</span> 0 visits 0d 0h 0m 0s <span style="float: right;">Never visited</span>
	<a href="#">First video with audio</a> <span style="float: right;">•</span>

8. You may view each course tool on the sidebar of the **Progress Summary** to see details for the student in that particular area of work.

<b>Summary</b>
Grades
Objectives
Content
Discussions
Assignments
Quizzes
Checklist
Surveys
Course Access
System Login History

## Course Access

- You can see the **number of days the student has logged in to the course** , the **last login**, and the **number of days missed since their last login** , at the top of the screen.
- The left column shows the **dates the student accessed the course** .
- The right column shows the **number of days missed between access dates** .



## Login Tracker

- You can view a student's **System login dates** as well as the number of logins by viewing the login tracker on the **Class Progress** page or by selecting **Login History** on the **User Progress** page.
- If you hover over the tracker, a box will appear showing the date and number of logins on that date. Move the mouse across the graph to view other dates.

## Grade Progress Quick Check

- As with the **Login Tracker**, you can hover over the **Grades** column and quickly view grade scores.

## Class Progress Tutorial Videos

- [□ Understand and Modify Class Progress \(https://youtu.be/AW\\_cL-F-dKM\)](https://youtu.be/AW_cL-F-dKM)
  - [□ Use and Modify User Progress \(https://youtu.be/ju\\_TKT5WgTM\)](https://youtu.be/ju_TKT5WgTM)
-