

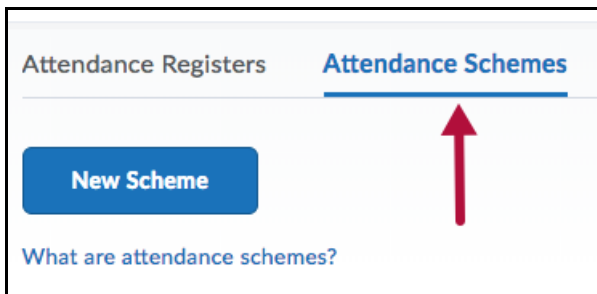
# View Attendance Schemes

Last Modified on 10/27/2020 11:08 am CDT

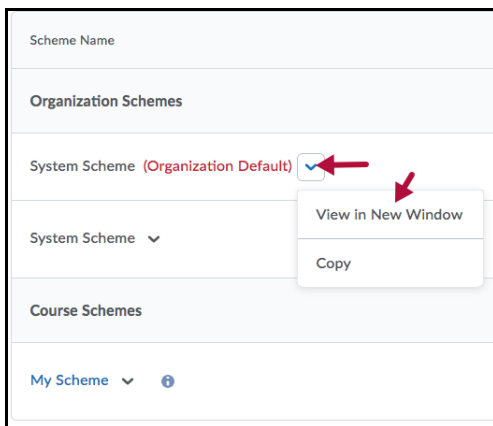
Attendance schemes provide the criteria for marking attendance in a register. Each attendance register uses one attendance scheme, which you assign when creating a new register. The register defines the students and sessions covered, and the attendance scheme defines the attendance statuses that you can give students for each session.

## Viewing the Organization Default Attendance Scheme

1. Click on **Course Activities > Attendance**.
2. Click on **Attendance Schemes**.

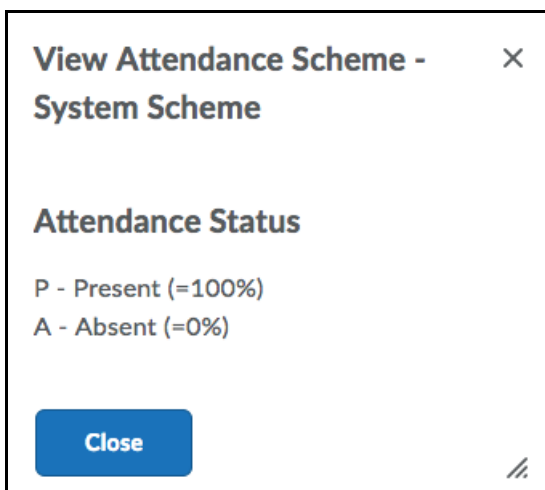


3. Under **Organization Schemes** or **Course Schemes**, click the dropdown arrow to the right of the scheme's title, then **View in New Window**.



4. Notice the criteria for evaluating attendance with this scheme.

In this scheme you either mark students Present (P) or Absent (A).



See also [Creating an Attendance Scheme](https://vtac.lonestar.edu/help/a066) (https://vtac.lonestar.edu/help/a066)

See also [Editing an Attendance Scheme](https://vtac.lonestar.edu/help/a070) (https://vtac.lonestar.edu/help/a070)