

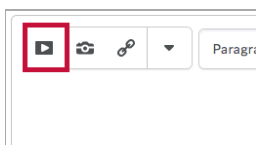
Use Films On Demand in D2L

Last Modified on 02/17/2025 12:32 pm CST

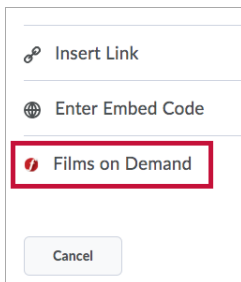
Films on Demand is a library database that provides LSC faculty, students, and staff access to thousands of streaming videos on a wide variety of topics. Content can be accessed both on-campus and off-campus and can be embedded into D2L.

To Embed Films on Demand in Your Course

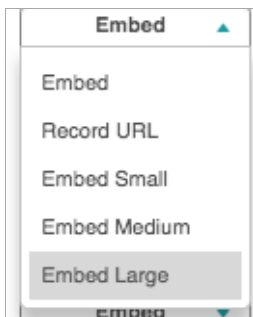
1. To create a new topic that contains your video, click **[Create a File]** in your desired module. You can also navigate to any tool that requires the HTML editor to insert a video.
2. In the HTML editor, click on the **[Insert Stuff]** icon.



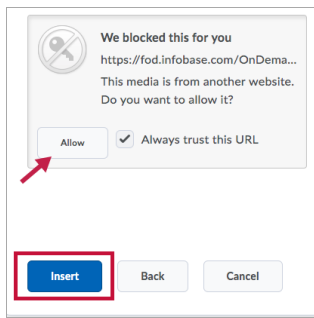
3. Click on the **[Films on Demand]** icon.



4. Use the search field to search for your desired topic.
5. When you find your video, you can click **[Preview]** to see a preview of the video, or you can choose how to embed the video from the available options.



6. You may see the following error or something similar. Click **[Allow]** and then click **[Insert]**.



7. Your video should show up in your **HTML Editor**, and you can publish when you are finished editing.